

# HOW TO UPLOAD AN IMPACT REPORT:

## Step 1 - Become a Community Member

- Register at [qsimpact.org](https://qsimpact.org).

## Step 2 - Upload your ImpACT Report

- Upload pictures & share a link to the post from your socials

## Step 3 - Describe your ImpACT

- Select up to 5 SDGs that your action/project/event relates to the most
- Fill in your Impact Title and Impact Description
- Select your **ImpACT Type:**

*\*DISCLAIMER - you must select your award category:*

- Global Day of Action
- Eco-Champion
- Campus Sustainability Pioneer
- Community Transformation Champion
- Sustainability Educator
- Sustainability Photographer
- Regeneration Advocate
- Climate Response Champion

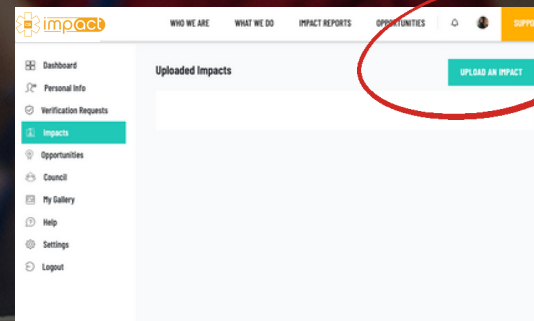
## Step 4 - Share your ImpACT Metrics

- Answer the specific metric questions, i.e. how many people impacted?
- Tag friends / council / partners with who you organized the impact action with **\*NOTE: Only Community Transformation and Global Day of Action Award can be won by a team**

## Step 5 - ImpACT Report Verification and ImpACT Awards

- Your report will be verified in 7 business days

*Only the top 10 performers will be selected as finalists for each of the eight categories. Selected individuals can only be nominated (and potentially win) a maximum of 3 separate awards. Finalists will be contacted on January 2nd, 2024.*





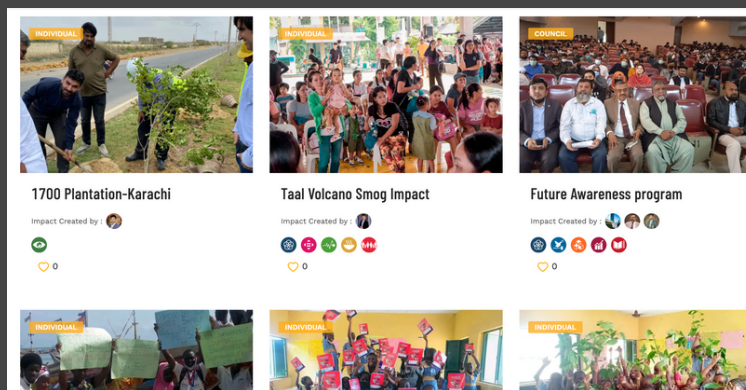
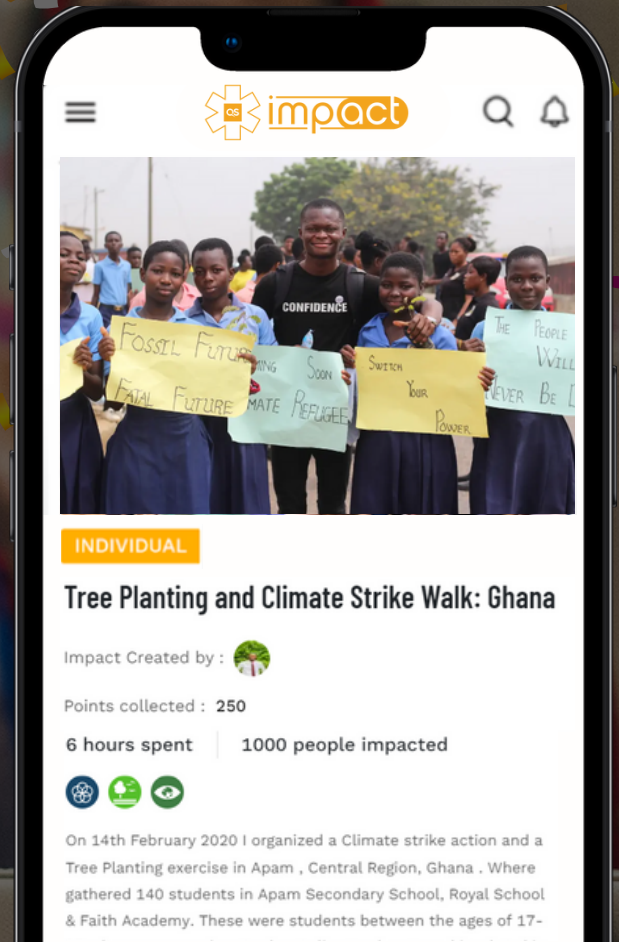
# HOW TO UPLOAD AN IMPACT REPORT:

## FEATURED IMPACT EXAMPLE

**Confidence Mawusi** from **Ghana** organized a tree planting and climate strike walk in Apam, engaging 140 students! They walked 5 kilometers with signs creating awareness of climate change.

Example ImpACT actions:

- Composting awareness workshop
- Food distribution drive to those in need
- Climate disaster clear up & food drive
- Tree plantation drive
- Community garbage clear up
- Climate strike
- Build community compost facility
- Campus sustainability training event



GET INSPIRED BY READING OUR IMPACT REPORTS

[qsimpact.org/impacts](https://qsimpact.org/impacts)